



BICYCLE FRIENDLY STATE REPORT CARD

WEST VIRGINIA

RANKED

34

OF 50

STATE ADVOCACY GROUP:

WEST VIRGINIA CONNECTING COMMUNITIES

Successes & Suggestions

The Bicycle Friendly State report card is based on over 100 data points for each state and input from state agencies and advocates. Based on the information we obtained for West Virginia, the League of American Bicyclists believes the following actions will improve the safety, comfort, and accessibility of bicycling in West Virginia.

Congratulations to the West Virginia legislature on passing SB 317, which with the Governor's signature now provides a framework for more mountain bike trail development in the state. The legislature, Departments of Transportation and Natural Resources, and other stakeholders should work to support this framework and provide funding to facilitate trail development.

The state legislature should dedicate funding for bicycle improvements and encouraging private developments of destination trails.

Establish a statewide Complete Streets committee to provide accountability for Complete Streets projects and programs. The committee should include diverse representation, formal inclusion in decision making, a workplan, and regularly held meetings.

Adopt a vulnerable road user law that increases penalties for a motorist that injures or kills a bicyclist or pedestrian.

Provide specific training to engineers and planners on how to plan, design, and implement bicycle and pedestrian infrastructure, including protected bike lanes, safe rural bicycling routes, and other facilities that have become more widespread in recent years. Significant changes in best practices have occurred recently and training is essential to ensuring that communities in your state have access to the best possible solutions for their bicycle and pedestrian safety and mobility issues.

Ensure that state guidelines, plans, policies, or other documents are updated so that they are consistent with and make it routine to implement your state's bike plan or bicycle and pedestrian plan.

Add bicycle safety as an emphasis area in the state Strategic Highway Safety Plan and aggressively fund bike safety projects.

The state should spend more federal funding on bicyclists and pedestrians. Adopt project prioritization criteria for federal funds that incentivize bicycle projects and accommodations.

Adopt a law prohibiting a motorist from opening an automobile's door unless the motorist is able to do so safely.

Install a Protected Bike Lane on a state-owned road.

	Infrastructure & Funding	C-
	Education & Encouragement	B
	Legislation & Enforcement	C
	Policies & Programs	C-
	Evaluation & Planning	C+

Get the full breakdown of each category and grade average on the next page.

Bicycle Friendly Actions bikeleague.org/bicycle-friendly-actions	Action Taken?
Complete Streets Law / Policy	✓
Safe Passing Law (3ft+)	✓
Statewide bike plan last 10 years	✓
2% or more federal funds on bike/ped	
Bicycle Safety Emphasis Area	

Federal Data on Biking		Rank
Ridership	0.2% of commuters biking to work	47/50
Safety	11.8 fatalities per 10K bike commuters ⁱⁱ	29/50
Spending	\$2.48 per capita FHWA spending on biking and walking ⁱⁱⁱ	33/50

ⁱ This figure is based upon the Census Bureau's American Community Survey (ACS) 5-year estimate.


ⁱⁱ This figure is based upon fatalities reported over a five-year period according to the National Highway Administration (NHTSA)'s Fatality Analysis Reporting System and the 2015 5-year ACS estimate of the number of bicycle commuters.


ⁱⁱⁱ FHWA spending is based upon projects coded using any of three project types associated with bicycling and walking projects through the Federal Highway Administration (FHWA)'s Fiscal Management Information System. To calculate per capita spending we used a five-year average for fiscal years 2011-2016 and the 2015 5-year ACS state population estimate.


Category Breakdown: WEST VIRGINIA





BICYCLE FRIENDLY STATE REPORT CARD

 Infrastructure & Funding Ranked 26 of 50 States C-	
DESIGN AND EXISTENCE OF INFRASTRUCTURE Has the state made it easy to build bicycle infrastructure and installed a variety of infrastructure on state facilities?	B-
STATE TRANSPORTATION FUNDING Does the state allocate funding to bicycling or limit state funding for bicycling?	D
USE OF FEDERAL TRANSPORTATION FUNDING Does the state take advantage of available federal funding for biking and walking?	C
PLANNED AND RECENTLY BUILT BICYCLE & PEDESTRIAN FACILITIES How many lane miles of bicycle and pedestrian facilities has the state reportedly planned to build and built?	B-

 Policies & Programs Ranked 26 of 50 States C-	
COMPLETE STREETS Does the state have a complete streets policy and processes to support its implementation?	C-
DESIGN AND ACCESS POLICIES Does the state have policies in place to ensure good design and access for people who bike and walk?	B-
STATE OF PRACTICE DEVELOPMENT Does the state support trainings on bicycle and pedestrian infrastructure and complete streets implementation?	D+
SUSTAINABLE TRANSPORTATION POLICIES Does the state work incorporate multi-disciplinary considerations in the development and implementation of transportation projects?	C+

 Education & Encouragement Ranked 13 of 50 States B	
STATE DOT EDUCATION & ENCOURAGEMENT SUPPORT Does the state DOT support bicycling and walking events and education materials?	A
MODE SHARE & ADVOCACY Do people bike to work and are they organized to advocate for improvements?	C+

 Evaluation & Planning Ranked 28 of 50 States C+	
STATE DOT BICYCLE & PEDESTRIAN PLANS Does the state have a bicycle and/or pedestrian plan and does that plan follow best practices?	B
BICYCLE AND PEDESTRIAN SAFETY Has the state made bicyclist and pedestrian safety an emphasis and what does data say about safety?	C-
UNDERSTANDING PEOPLE WHO BIKE AND WALK Does the state have programs in place to collect data on people who walk and bike?	C
FORMAL USER GROUP ENGAGEMENT Does the state have an official Bicycle and/or Pedestrian Advisory Committee and does it follow best practices?	F

 Legislation & Enforcement Ranked 34 of 50 States C	
LAWS THAT REGULATE DRIVER BEHAVIOR AND METHODS OF ENFORCEMENT Does the state have strong comprehensive distracted driving laws and allow photo enforcement?	B-
LAWS THAT RESTRICT THE BEHAVIOR OF PEOPLE WHO BIKE AND WALK How does the state unnecessarily restrict the behavior of people who bike and walk?	D
LAWS THAT CREATE PROTECTIONS FOR PEOPLE WHO BIKE AND WALK Does the state have laws that provide specific protections for people who bike and walk?	B

SEE THE BICYCLE FRIENDLY STATE DATABASE MAP:
BIKELEAGUE.ORG/BFA/AWARDS

The Bicycle Friendly State ranking is based on a comprehensive survey completed by state departments of transportation and state bicycling advocates. For more information, visit bikeleague.org/states or contact Ken McLeod at (202)-822-1333 or ken@bikeleague.org.

WE'RE ALL IN THIS
TOGETHER!




JOIN US!

As a member, you'll receive *American Bicyclist*, *Bicycling* magazine, and help propel the bike movement forward as we work to make bicycling safer, more convenient, and accessible to all. JOIN TODAY AT BIKELEAGUE.ORG/JOIN