



# BICYCLE FRIENDLY STATE

## OKLAHOMA



### 2018 PROGRESS REPORT

#46  
2017 ranking

TOTAL COUNTS  
 BICYCLE FRIENDLY COMMUNITIES 3  
 BICYCLE FRIENDLY BUSINESSES 12  
 BICYCLE FRIENDLY UNIVERSITIES 3

REGION: MIDWEST

### 2018 Progress Report

Oklahoma has some positive long-term trends that are unfortunately not positive enough to lift Oklahoma to a level of performance that is consistently equal or better than either the national or Midwestern regional average.

It will be difficult for Oklahoma to reach average levels of bicycling to work or bicyclist safety without more federal funding and more state Bicycle Friendly Actions that proactively support improvements in bicycling.

While the average state has spent more than 2% of federal funds on bicycling and walking over the past five years, Oklahoma has spent less than .2% in four of the past five years, 10 times less than the average state.

#### Bicycle Friendly Actions ✓ = New Progress in 2018

Complete Streets Law / Policy	No
Safe Passing Law (3ft+)	Yes
Statewide bike plan in last 10 years	No
Bicycle Safety Emphasis Area	No
2% or more fed funds on bike/ped (in last five fiscal years)	No

#### Featured Statewide Member - BikeOklahoma

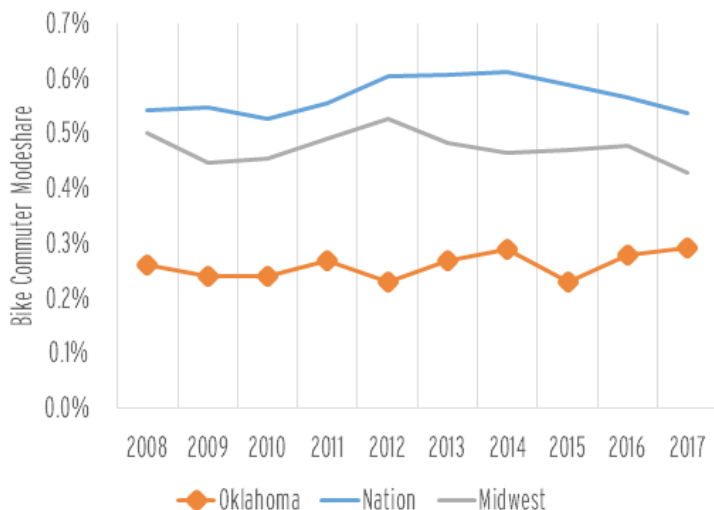


BikeOklahoma and BikeOK are the new names for Oklahoma Bicycling Coalition, the statewide all volunteer bicycling advocacy group established in the early 1990's.

You can expect to see more activity from BikeOK as we expand our 15-member volunteer Board of Directors, grow our dues paying membership, increase our transparency with regular public board meetings and promote cycling advocacy at more bicycling events throughout Oklahoma.

**BikeOklahoma's mission remains the same:**  
 To promote bicycling for fun, fitness and transportation and a bicycle-friendly Oklahoma through advocacy and education.

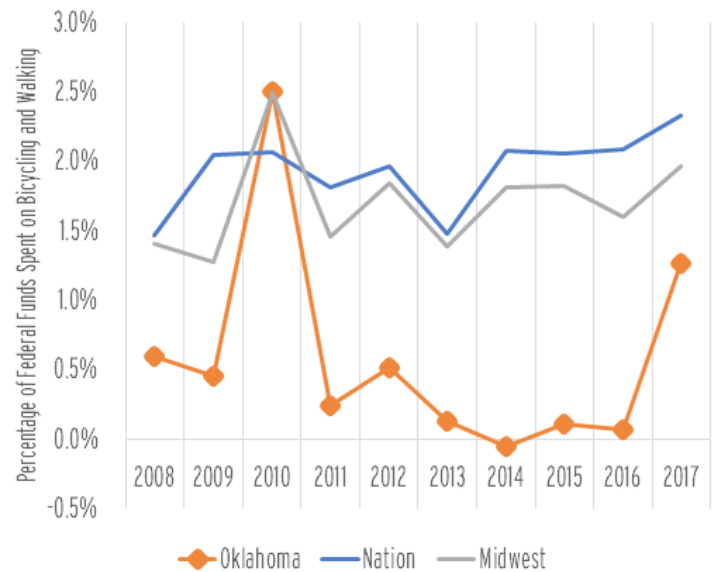
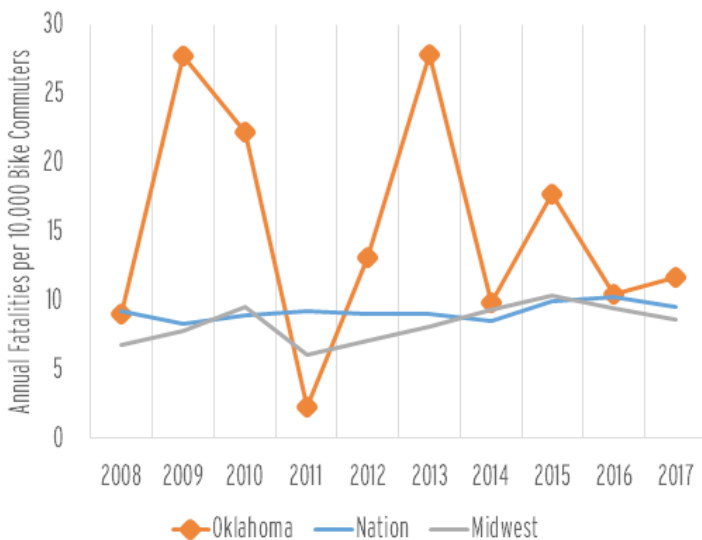
Federal Data on Biking		Ten-Year Trend	Ten-Year Rank
Ridership	0.3% of commuters biking to work	One of 15 largest increases in bike commuting	41/50



This Progress Report provides an update on Oklahoma's efforts related to bicycling. A full report card based upon a comprehensive survey is available at: <http://bikeleague.org/content/state-report-cards>

Federal Data on Biking		Ten-Year Trend	Ten-Year Rank
<b>Safety</b>	<b>15.2</b> fatalities per 10k bike commuters	<b>One of 5 most more safe</b>	<b>39/50</b>

Federal Data on Biking		Ten-Year Trend	Ten-Year Rank
<b>Spending</b>	<b>0.6%</b> of FHWA spending on biking and walking	<b>Slight decrease in funding</b>	<b>50/50</b>



## Featured Agency - Oklahoma Department of Transportation (Agency did not respond)

The Oklahoma Department of Transportation, according to our records, has never adopted a statewide bicycle master plan laying out the agency's policies and goals related to bicycling.

According to data reported to the Federal Highway Administration for the Transportation Alternatives Set-Aside program, Oklahoma provided funding to approximately 61% of the applications for funding to that program in fiscal year 2017.



JOIN US. #IBIKEIVOTE

Every member organization of the League of American Bicyclists gets free access to a powerful advocacy software package. In 2017, the League facilitated over a dozen actions that engaged thousands of people. In New Jersey, these efforts led to a law that requires that drivers are educated about bicyclist and pedestrian safety as part of their driver's license training.

Learn about current actions and how your organization can use our tools at <https://bikeleague.org/TakeAction>