



BICYCLE FRIENDLY STATE

OHIO



2018 PROGRESS REPORT

#18
2017 ranking

TOTAL COUNTS
 BICYCLE FRIENDLY COMMUNITIES 19
 BICYCLE FRIENDLY BUSINESSES 43
 BICYCLE FRIENDLY UNIVERSITIES 6

REGION: MIDWEST

2018 Progress Report

Ohio's federal data shows little in the way of long-term positive or negative trends. For the most part, Ohio is more or less consistently in the middle of the distribution of states in each federal data indicator.

The bright spot is that Ohio has a trend towards the increased use of federal funding for bicycling and walking.

This trend would likely be strengthened by either the adoption of a complete streets policy or a statewide bicycle and pedestrian plan.

Bicycle Friendly Actions ✓ = New Progress in 2018

Complete Streets Law / Policy	No
Safe Passing Law (3ft+)	Yes
Statewide bike plan in last 10 years	No
Bicycle Safety Emphasis Area	Yes
2% or more fed funds on bike/ped (in last five fiscal years)	Yes

Featured Statewide Member - Ohio Bicycle Federation



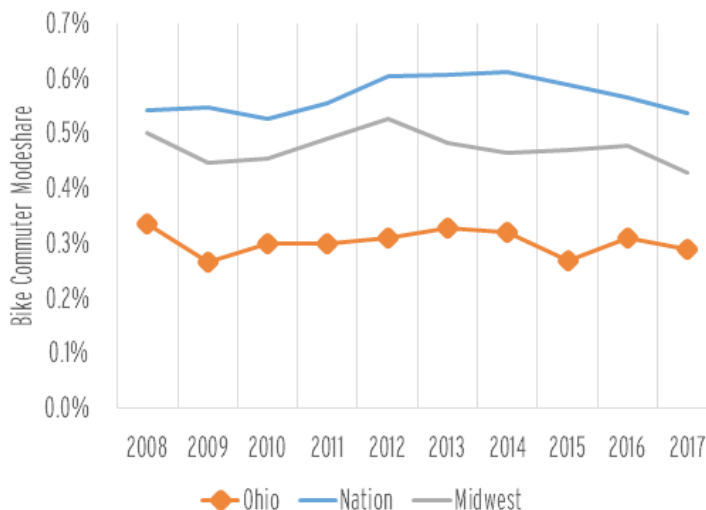
According to the Ohio Bicycle Federation (OBF) significant progress has occurred since the state adopted a 3 foot minimum distance safe passing law. This includes efforts to educate motorists by creating 3 foot passing kits, lawn signs, and "working on updating the Ohio Motor Vehicle Manual and Driving School curricula with the 3 foot passing requirement."

The Ohio Department of Transportation (ODOT) has taken steps to work with other state departments on bicycling and transportation safety issues with two task forces:

1. The Active Transportation Task Force was established by ODOT and the Ohio Department of Health. OBF has been working with this task force to promote the Your Move Ohio campaign.
2. A distracted driving task force was established by ODOT and the Ohio Department of Public Safety. OBF hopes that this task force will recommend improvements to Ohio's distracted driving laws such as a primary enforcement hands-free law.

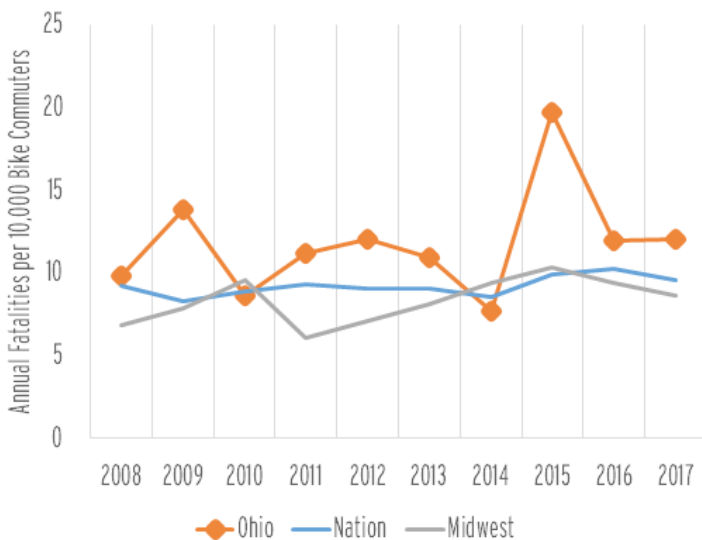
OBF is also working to improve transportation safety by improving crash reports so that better information is collected in bicyclist crashes, such as bike infrastructure information, impact information, and making it possible to report dooring crashes.

Federal Data on Biking		Ten-Year Trend	Ten-Year Rank
Ridership	0.3% of commuters biking to work	Slight decrease in bike commuting	35/50

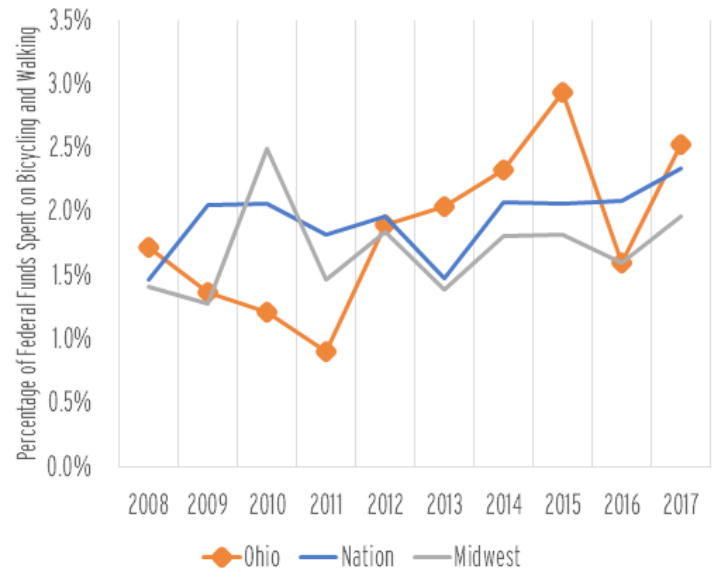


This Progress Report provides an update on Ohio's efforts related to bicycling. A full report card based upon a comprehensive survey is available at: <http://bikeleague.org/content/state-report-cards>

Federal Data on Biking		Ten-Year Trend	Ten-Year Rank
Safety	11.8 fatalities per 10k bike commuters	More dangerous, but not strongly	32/50



Federal Data on Biking		Ten-Year Trend	Ten-Year Rank
Spending	1.9% of FHWA spending on biking and walking	One of 15 largest increases in funding	26/50



Featured Agency - Ohio Department of Transportation (Agency did not respond)

Although the Ohio Department of Transportation (ODOT) has never adopted a statewide bicycle master plan several recent publications aim at serving a coordinating and leadership role for agencies and jurisdictions in Ohio interesting in improving bicycling.

These publications include:

- a 2014 Active Transportation Guide meant to serve as a reference guide for communities,
- a 2017 resource for engineers developed in partnership between ODOT and the Ohio Department of Health, and
- 2018 Active Transportation Guidance that states "When developing a transportation improvement project impacting the State and U.S. Bicycle Route Network, ODOT will routinely evaluate the inclusion of facilities that facilitate safe and convenient access and mobility for all users including pedestrians, bicyclists, transit users, motorists, children, older adults and persons with disabilities."

All publications are available at <http://www.dot.state.oh.us/Divisions/Planning/SPR/bicycle/Pages/default.aspx>.



JOIN US. #IBIKEIVOTE

Every member organization of the League of American Bicyclists gets free access to a powerful advocacy software package. In 2017, the League facilitated over a dozen actions that engaged thousands of people. In New Jersey, these efforts led to a law that requires that drivers are educated about bicyclist and pedestrian safety as part of their driver's license training.

Learn about current actions and how your organization can use our tools at <https://bikeleague.org/TakeAction>