



BICYCLE FRIENDLY STATE



2018 PROGRESS REPORT

#31

2017 ranking

TOTAL COUNTS
 BICYCLE FRIENDLY COMMUNITIES 6
 BICYCLE FRIENDLY BUSINESSES 16
 BICYCLE FRIENDLY UNIVERSITIES 1

NEVADA

REGION: WEST

2018 Progress Report

Nevada's federal data shows a dangerous trend in the rate of bicyclist traffic fatalities.

While its other federal data does not show a strong trend in either the rate of bicycling to work or the state's use of federal funding for bicycling and walking, Nevada has one of the 10 strongest trends of bicycling getting more dangerous.

Nevada can address this trend by taking either of our Bicycle Friendly Actions that the state has not yet taken, including making bicycling safety an emphasis area in its Strategic Highway Safety Plan or increasing its use of federal funding for bicycling and walking.

Bicycle Friendly Actions ✓ = New Progress in 2018	
Complete Streets Law / Policy	Yes
Safe Passing Law (3ft+)	Yes
Statewide bike plan in last 10 years	Yes
Bicycle Safety Emphasis Area	No
2% or more fed funds on bike/ped (in last five fiscal years)	No

Featured Statewide Member - Active Advocacy Organizations and Bicycle Clubs



There is currently no statewide advocacy organization in Nevada that is a member of the League of American Bicyclists.

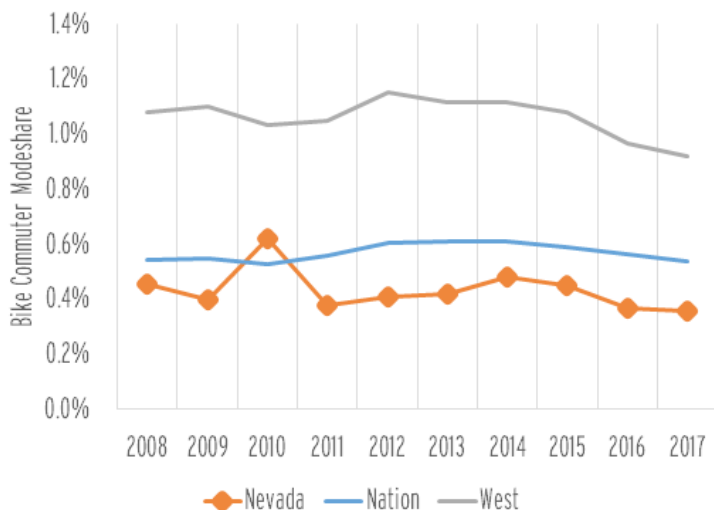
There are 5 local advocacy organizations that are members of the League in Nevada:

- Lake Tahoe Bicycle Coalition,
- City of Henderson,
- Get Outdoors Nevada,
- Southern Nevada Bicycle Coalition, and
- Muscle Powered: Citizens for A Bikeable/Walkable Carson City.

In addition there are 6 bicycle clubs that are members of the League in Nevada:

- 702Shifters Multi Sport Group,
- Alta Alpina Cycling Club,
- Elko Velo Bicycle Club,
- Green Valley Cyclists,
- Las Vegas Valley Bicycle Club, and
- the Procrastinating Pedalers of Reno.

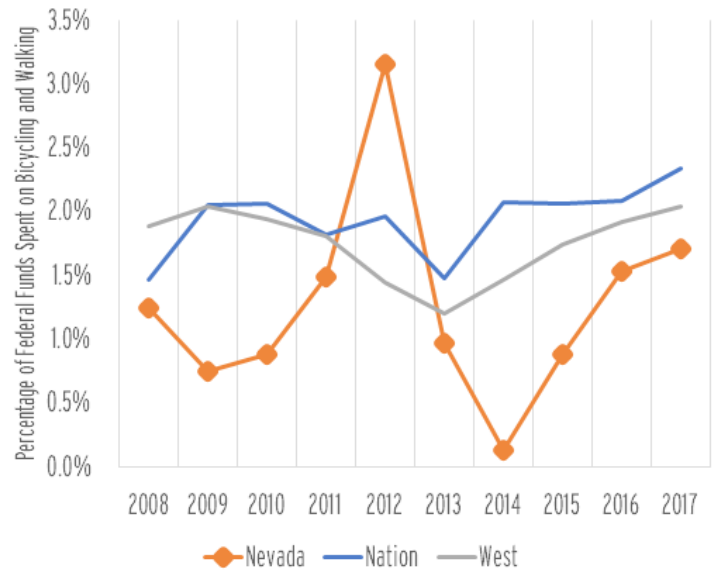
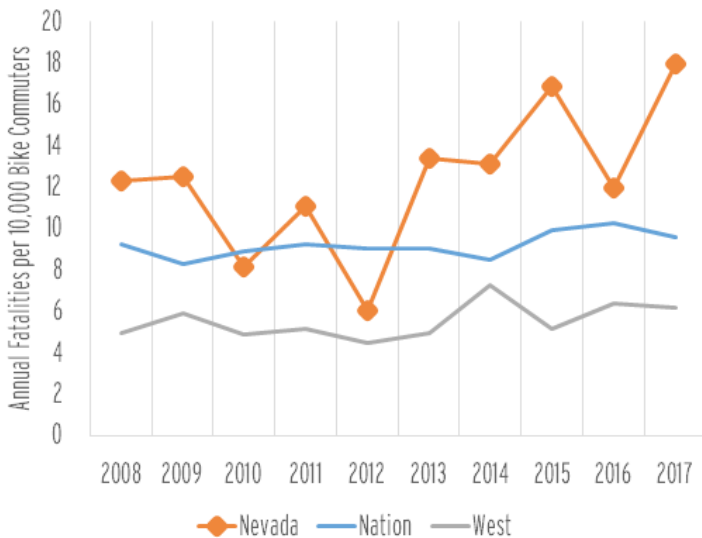
Federal Data on Biking		Ten-Year Trend	Ten-Year Rank
Ridership	0.4% of commuters biking to work	One of 15 largest decreases in bike commuting	29/50



This Progress Report provides an update on Nevada's efforts related to bicycling. A full report card based upon a comprehensive survey is available at: <http://bikeleague.org/content/state-report-cards>

Federal Data on Biking		Ten-Year Trend	Ten-Year Rank
Safety	12.3 fatalities per 10k bike commuters	One of 10 most more dangerous	35/50

Federal Data on Biking		Ten-Year Trend	Ten-Year Rank
Spending	1.3% of FHWA spending on biking and walking	Slight increase in funding	37/50



Featured Agency - Nevada Department of Transportation (Agency did not respond)

The Nevada Department of Transportation adopted a statewide bicycle master plan in 2013.

That plan had four major recommendations, including:

1. "increase agency support for bicycling,"
2. "increase bicycle tourism,"
3. "accommodate appropriate bicycling facilities on all roadways in Nevada open to bicycling," and
4. "increase motorists and bicyclists compliance with laws associated with bicycling."

The bike plan specified two performance measures that would be used to judge the state's progress and success, including:

1. "Increase bicycling mode share throughout Nevada in and between communities, both by residents and tourists" and
2. "Reduce crashes involving bicyclists and eliminate all bicyclist fatalities in support of Nevada's "Zero Fatalities" and the national "Towards Zero Deaths" initiatives."



JOIN US. #IBIKEIVOTE

Every member organization of the League of American Bicyclists gets free access to a powerful advocacy software package. In 2017, the League facilitated over a dozen actions that engaged thousands of people. In New Jersey, these efforts led to a law that requires that drivers are educated about bicyclist and pedestrian safety as part of their driver's license training.

Learn about current actions and how your organization can use our tools at <https://bikeleague.org/TakeAction>