



BICYCLE FRIENDLY STATE



2018 PROGRESS REPORT

#32

2017 ranking

TOTAL COUNTS
 BICYCLE FRIENDLY COMMUNITIES 7
 BICYCLE FRIENDLY BUSINESSES 14
 BICYCLE FRIENDLY UNIVERSITIES 3

MISSOURI

REGION: MIDWEST

2018 Progress Report

Missouri has two troubling trends in its federal data that are hopefully not related.

The first trend is a trend towards a higher rate of bicyclist traffic fatalities over the last decade, with a pronounced uptick starting in 2015. This is one of the five worst trends in the rate of bicyclist traffic fatalities for any state over the last decade.

The second trend is a reduction in the use of federal funding for bicycling and walking. After years of an above average rate of spending, the last two years have been below the national average.

A statewide bicycle plan might help to address both trends - and is one of two Bicycle Friendly Actions currently missing in Missouri.

Bicycle Friendly Actions ✓ = New Progress in 2018

Complete Streets Law / Policy	Yes
Safe Passing Law (3ft+)	No
Statewide bike plan in last 10 years	No
Bicycle Safety Emphasis Area	Yes
2% or more fed funds on bike/ped (in last five fiscal years)	Yes

Featured Statewide Member - Missouri Bicycle Federation

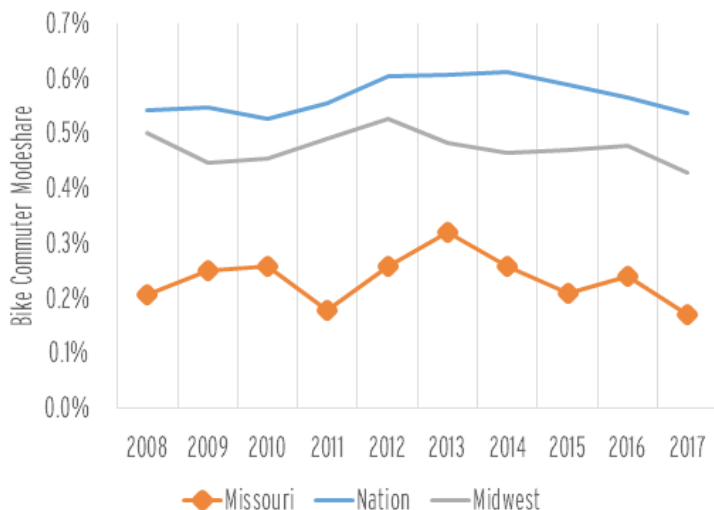


Missouri Bicycle and Pedestrian Federation is a statewide, not-for-profit, 501(c)(3) membership organization. The Federation was formed with one goal in mind: to support and protect the rights and interests of bicyclists and pedestrians in Missouri.

We make Missouri a better, safer place for bicycling, walking, and trails by championing safety, a world-class statewide bicycling and walking network, and a strong, unified statewide movement that encourages more Missourians to bike and walk more often.

A current top priority is working with the Missouri Department of Transportation to create a statewide bicycle plan. According to League of American Bicyclists data, the state of Missouri is one of 12 states that have never adopted a statewide bicycle plan. This basic planning process can be an important part of facilitating state and local collaboration and maximizing investments for biking.

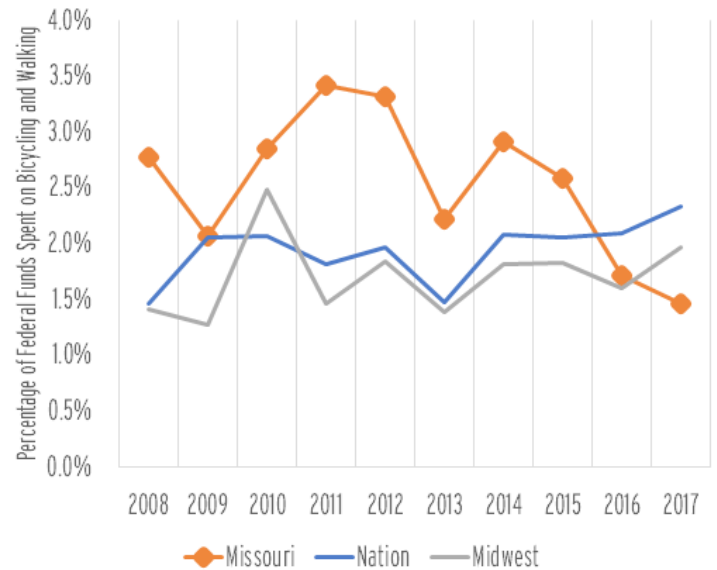
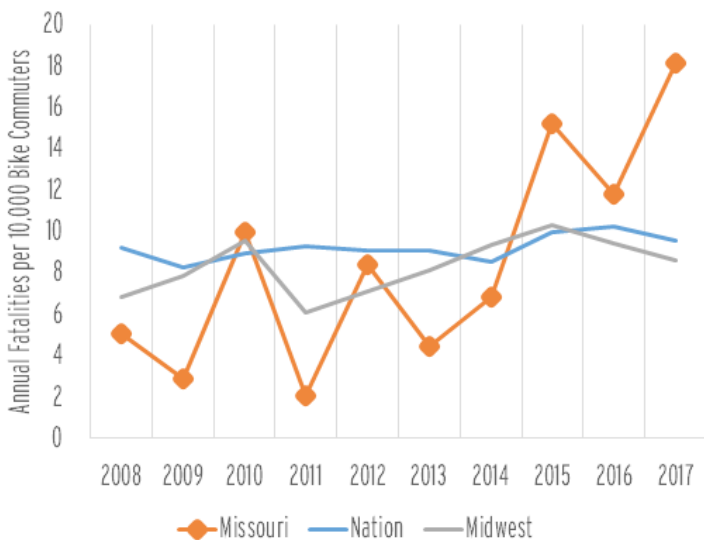
Federal Data on Biking		Ten-Year Trend	Ten-Year Rank
Ridership	0.2% of commuters biking to work	Slight decrease in bike commuting	42/50



This Progress Report provides an update on Missouri's efforts related to bicycling. A full report card based upon a comprehensive survey is available at: <http://bikeleague.org/content/state-report-cards>

Federal Data on Biking		Ten-Year Trend	Ten-Year Rank
Safety	8.5 fatalities per 10k bike commuters	One of 5 most more dangerous	25/50

Federal Data on Biking		Ten-Year Trend	Ten-Year Rank
Spending	2.5% of FHWA spending on biking and walking	One of 10 largest decreases in funding	8/50



Featured Agency - Missouri Department of Transportation (Agency did not respond)

According to the Missouri Department of Transportation website "MoDOT works with planning partners to create transportation facilities that work for all users because we value bicycle and pedestrian travel. Accommodating for bicyclists or pedestrians may be as simple as providing a well-designed road that all road users share or as complex as a separate-grade structure, such as a bridge.

Developing appropriate facility design for nonmotorists depends on a variety of geometric and operational factors that are inter-related, such as available right-of-way, projected traffic counts and adjacent roadway design speeds.

We strive to integrate nonmotorized travel into the existing system to provide connections where none exist to promote efficiency and to focus on a primary concern—the safety of those who depend on walking or bicycling to reach their destinations."



JOIN US. #IBIKEIVOTE

Every member organization of the League of American Bicyclists gets free access to a powerful advocacy software package. In 2017, the League facilitated over a dozen actions that engaged thousands of people. In New Jersey, these efforts led to a law that requires that drivers are educated about bicyclist and pedestrian safety as part of their driver's license training.

Learn about current actions and how your organization can use our tools at <https://bikeleague.org/TakeAction>