



BICYCLE FRIENDLY STATE



2018 PROGRESS REPORT

#28

2017 ranking

TOTAL COUNTS
 BICYCLE FRIENDLY COMMUNITIES 5
 BICYCLE FRIENDLY BUSINESSES 52
 BICYCLE FRIENDLY UNIVERSITIES 1

IDAHO

REGION: WEST

2018 Progress Report

Idaho, unfortunately, has the worst trend in the rate of bicycling to work of any state over the last ten years. After having the second highest rate of bicycling to work in the country in 2008, Idaho has consistently slipped and has been below the Western regional average in five of the last seven years.

This long-term decline in bicycling to work has coincided with a low rate of federal funding for bicycling and walking, which has been lower than the national or Western regional average every year since 2011.

Given these issues, it is great to hear that the state legislature has directed \$2 million in state funds to bicycling and walking infrastructure in recent years.

Bicycle Friendly Actions ✓ = New Progress in 2018	
Complete Streets Law / Policy	No
Safe Passing Law (3ft+)	No
Statewide bike plan in last 10 years	Yes
Bicycle Safety Emphasis Area	Yes
2% or more fed funds on bike/ped (in last five fiscal years)	No

Featured Statewide Member - Idaho Walk Bike Alliance



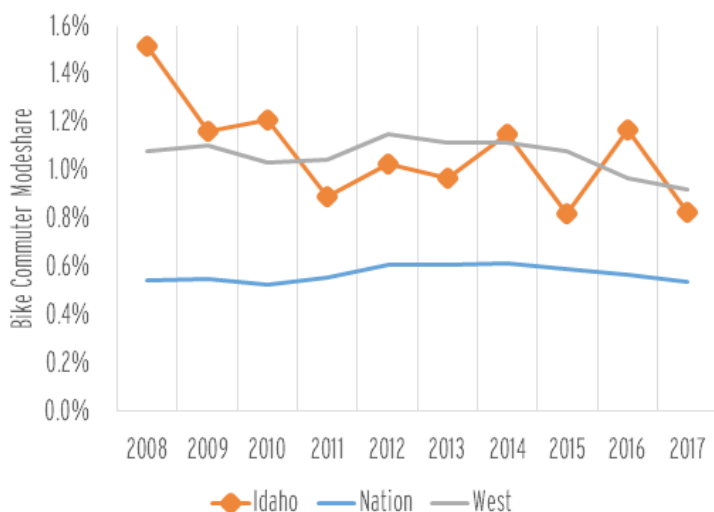
According to the Idaho Bike Walk Alliance, the Idaho legislature took a significant step to help fund bicycle and pedestrian infrastructure. "In 2017, [the] Idaho legislature passed a bill that would dedicate \$2 million of state funds to bike/ped infrastructure." The advocates hope to "see this again in 2019 since it was a two-year bill."

Dedicated funding for biking and walking is important as Idaho has a history of spending few federal transportation funds on biking and walking.

Due to the way that transportation projects are coded and funded, it is possible that this \$2 million in state funds will not directly translate to higher reported federal spending on bicyclist and pedestrian projects, but over the last three fiscal years federal spending has been about \$2.7 million per year so \$2 million could significantly increase federal funding by providing a 20% match for up to \$10 million in federal funding.

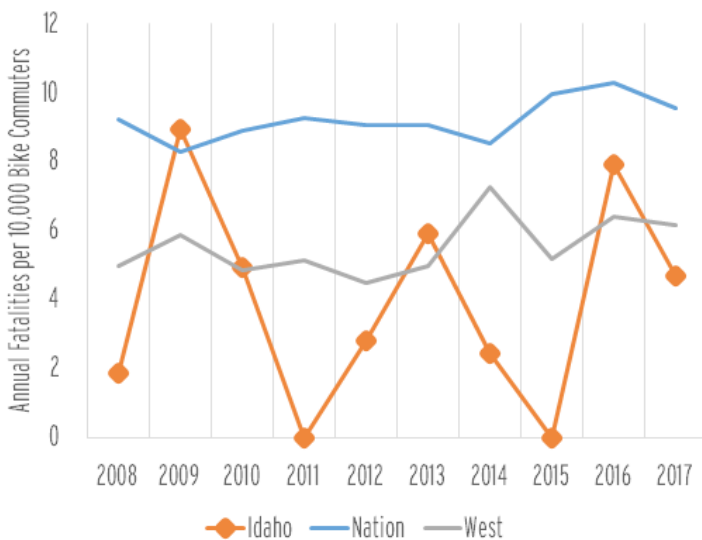
The Idaho Bike Walk Alliance also held a statewide summit in 2018. This was the 2nd Idaho Walk Bike Summit and another will be held in 2020.

Federal Data on Biking	Ten-Year Trend	Ten-Year Rank
Ridership 1.1% of commuters biking to work	One of 5 largest decreases in bike commuting	4/50

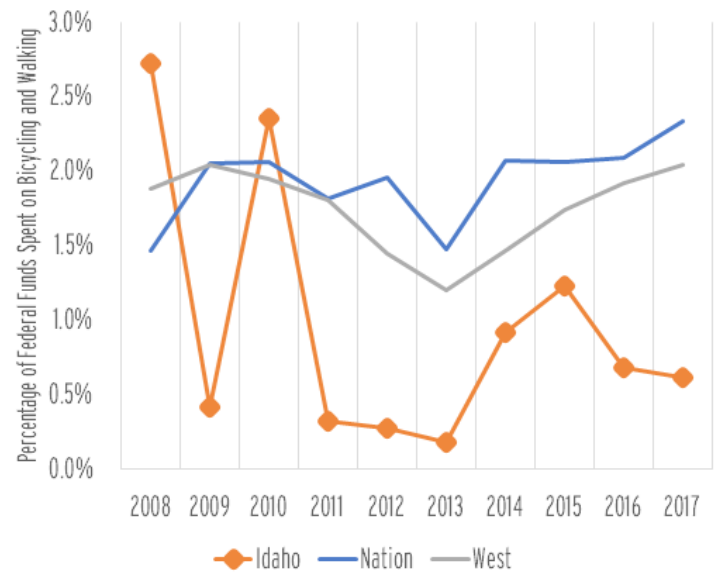


This Progress Report provides an update on Idaho's efforts related to bicycling. A full report card based upon a comprehensive survey is available at: <http://bikeleague.org/content/state-report-cards>

Federal Data on Biking		Ten-Year Trend	Ten-Year Rank
Safety	3.9 fatalities per 10k bike commuters	More dangerous, but not strongly	8/50



Federal Data on Biking		Ten-Year Trend	Ten-Year Rank
Spending	1% of FHWA spending on biking and walking	One of 5 largest decreases in funding	45/50



Featured Agency - Idaho Department of Transportation (Agency did not respond)

On the Idaho Transportation Department's website, one of the stated activities of the Bicycle & Pedestrian program is to "Develop a new, statewide Bicycle and Pedestrian Plan considering the goals, objectives and recommended initiatives outlined in the 2014 Idaho Statewide Bicycle and Pedestrian Study."

The six goals of that study included:

- "Empower Idahoans with the freedom to choose transportation options that best meet their needs."
- "Contribute to Idaho's robust quality of life by developing community amenities that people can enjoy together and which strengthen the values of Idaho homes and property." and
- "Achieve high levels of public health, thus contributing to Idaho's overall quality of life and increasing disposable income for Idaho families."

The entire study is available at <https://itd.idaho.gov/library/bike/statewidebicyclepedestrianstudy.pdf>.



JOIN US. #IBIKEIVOTE

Every member organization of the League of American Bicyclists gets free access to a powerful advocacy software package. In 2017, the League facilitated over a dozen actions that engaged thousands of people. In New Jersey, these efforts led to a law that requires that drivers are educated about bicyclist and pedestrian safety as part of their driver's license training.

Learn about current actions and how your organization can use our tools at <https://bikeleague.org/TakeAction>