



BICYCLE FRIENDLY STATE



2018 PROGRESS REPORT

#24
2017 ranking

TOTAL COUNTS
 BICYCLE FRIENDLY COMMUNITIES 9
 BICYCLE FRIENDLY BUSINESSES 11
 BICYCLE FRIENDLY UNIVERSITIES 1

CONNECTICUT

REGION: EAST

2018 Progress Report

Connecticut is one of seven states that has taken all five of our Bicycle Friendly Actions. It is the lowest ranked of those seven states, but shows positive trends for people who bike in each of its federal data indicators.

The biggest data point holding the state back from a higher ranking is its low rate of bicycling to work, which is trending up, but continues to be lower than the national or Eastern regional average.

Perhaps worryingly, the last two years of federal funding data shows a decrease in the rate of spending on bicycling and walking. This may be consistent with the last ten years of data that shows cyclical spending spikes and troughs or could point to the state pulling back its support for bicycling and walking.

Bicycle Friendly Actions ✓ = New Progress in 2018

Complete Streets Law / Policy	Yes
Safe Passing Law (3ft+)	Yes
Statewide bike plan in last 10 years	Yes
Bicycle Safety Emphasis Area	Yes
2% or more fed funds on bike/ped (in last five fiscal years)	Yes

Featured Statewide Member - Bike Walk Connecticut

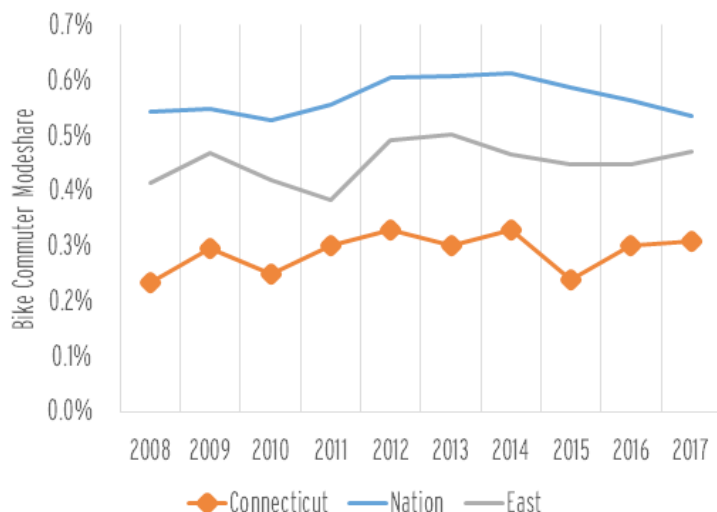


Bike Walk Connecticut is changing the culture of transportation through advocacy and education to make bicycling and walking safe, feasible, and attractive for a healthier, cleaner Connecticut.

Current advocacy priorities include:

- Full implementation of the complete streets law at the state level,
- Ensuring implementation of the Vulnerable Users Law,
- Educating the public about the Complete Streets law, and
- Encouraging cycling through our statewide Bike to Work campaign.

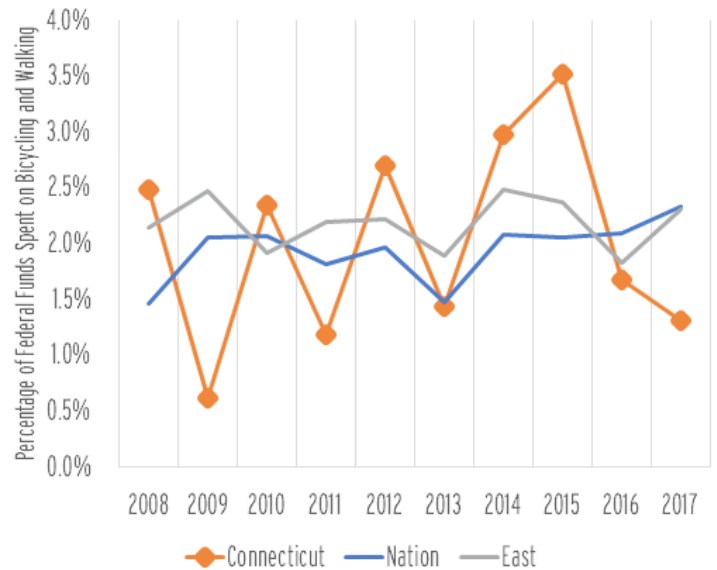
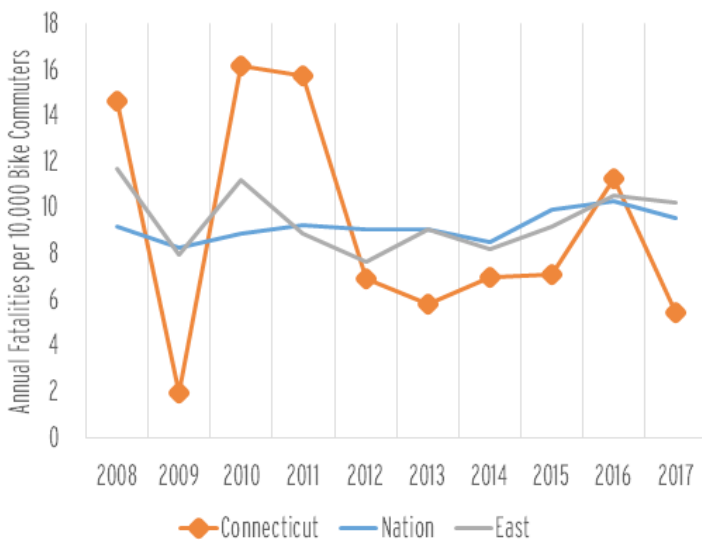
Federal Data on Biking		Ten-Year Trend	Ten-Year Rank
Ridership	0.3% of commuters biking to work	One of 15 largest increases in bike commuting	38/50



This Progress Report provides an update on Connecticut's efforts related to bicycling. A full report card based upon a comprehensive survey is available at: <http://bikeleague.org/content/state-report-cards>

Federal Data on Biking		Ten-Year Trend	Ten-Year Rank
Safety	9.2 fatalities per 10k bike commuters	One of 5 most more safe	27/50

Federal Data on Biking		Ten-Year Trend	Ten-Year Rank
Spending	2% of FHWA spending on biking and walking	Slight increase in funding	20/50



Featured Agency - Connecticut Department of Transportation

"CTDOT has undergone a sea of change in its capacity for planning, designing, and constructing projects that support and encourage non-motorized trips. This maturity includes a "complete streets" philosophy, bringing all of Connecticut's facilities into compliance with the American with Disabilities Act (ADA), and seeking dedicated funding to maintain this momentum towards improving conditions for every cyclist, pedestrian, and person with a disability.

Since 2015, under Governor Malloy's five year LetsGoCt! Transportation Program:

- 85 Road Safety Audits have been conducted across the state to identify safety improvements.
- \$2.1 million was approved for projects to address serious safety problems in communities that recently experienced crashes involving serious injuries or fatalities at pedestrian crossings.
- \$12.4 million was recently approved for the Community Connectivity Grant Program to allow municipalities to perform smaller scale capital improvements.
- \$11.2 million per year of state funds has been budgeted for a Multi-Use Trail Plan to design and construct the necessary projects to close the gaps in trails of state-wide significance."



JOIN US. #IBIKEIVOTE

Every member organization of the League of American Bicyclists gets free access to a powerful advocacy software package. In 2017, the League facilitated over a dozen actions that engaged thousands of people. In New Jersey, these efforts led to a law that requires that drivers are educated about bicyclist and pedestrian safety as part of their driver's license training.

Learn about current actions and how your organization can use our tools at <https://bikeleague.org/TakeAction>