



POCKET GUIDE TO  
BIKE PARKING



With a little planning and consideration, providing good, secure bike parking can be easy. These pages contain some basic guidelines to make your bike parking project a success.


If you have more questions on bike parking guidelines, please contact us.

[www.dero.com](http://www.dero.com)  
(888) 337-6729

# WHAT MAKES A GOOD BIKE RACK?

At a minimum, a good bike rack will allow both the frame and at least one wheel of the bike to be secured with a u-style lock.

For orderly parking, the rack should make at least two points of contact with the bike.



# GOOD BIKE RACKS



There are many examples of good, u-lock compatible bike racks.



# BAD BIKE RACKS



Racks that cradle only the front wheel of the bike should be avoided, since they are not u-lock compatible and may cause damage to bicycles.



Although wave-style racks are u-lock compatible, they do not provide two points of contact with bikes and are not ideal.

# SHORT-TERM PARKING

Short-term bike parking is defined as unsheltered, unenclosed bike racks with an intended parking duration of less than two hours. The majority of public bike racks are considered short-term parking.



# LONG-TERM PARKING

To be considered long-term parking, the facility needs the added protection of an enclosure (shelters, bike rooms, lockers) or active surveillance (bike valet).



Bike Locker



Enclosed Shelter



Bike Room



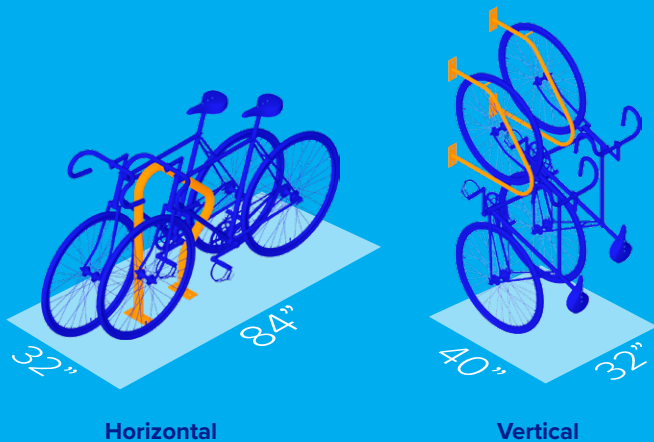
Valet Parking

# SPACE REQUIREMENTS

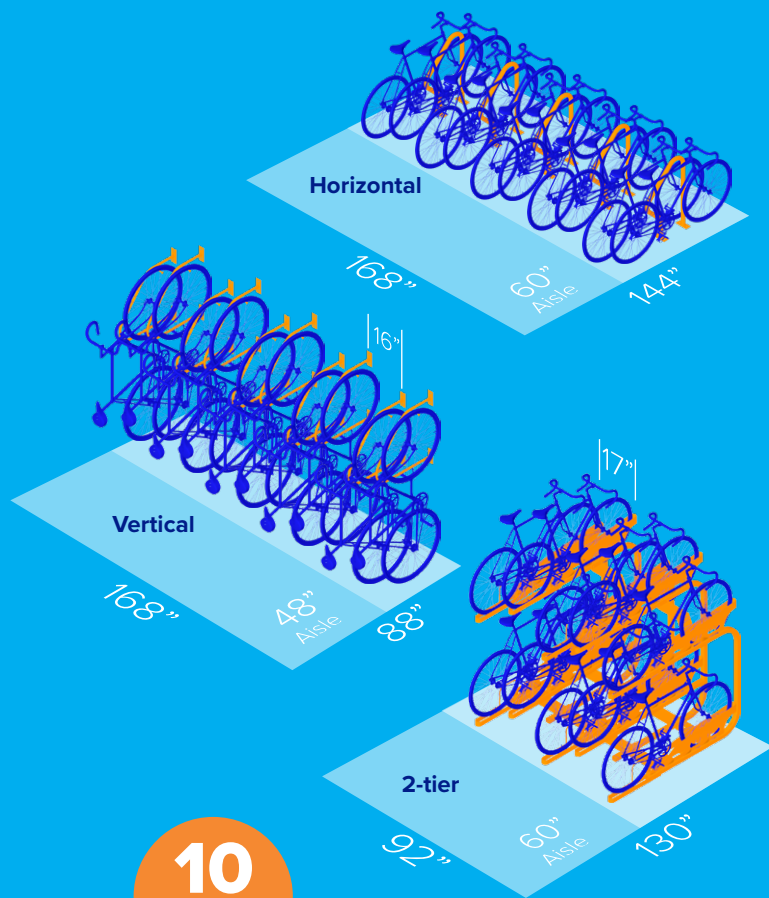


# CAPACITY AND SPACE USE

These diagrams illustrate the amount of space used by average sized bikes parked in various ways. Be sure to contact your city government and confirm any minimum ordinances or mandates applicable.



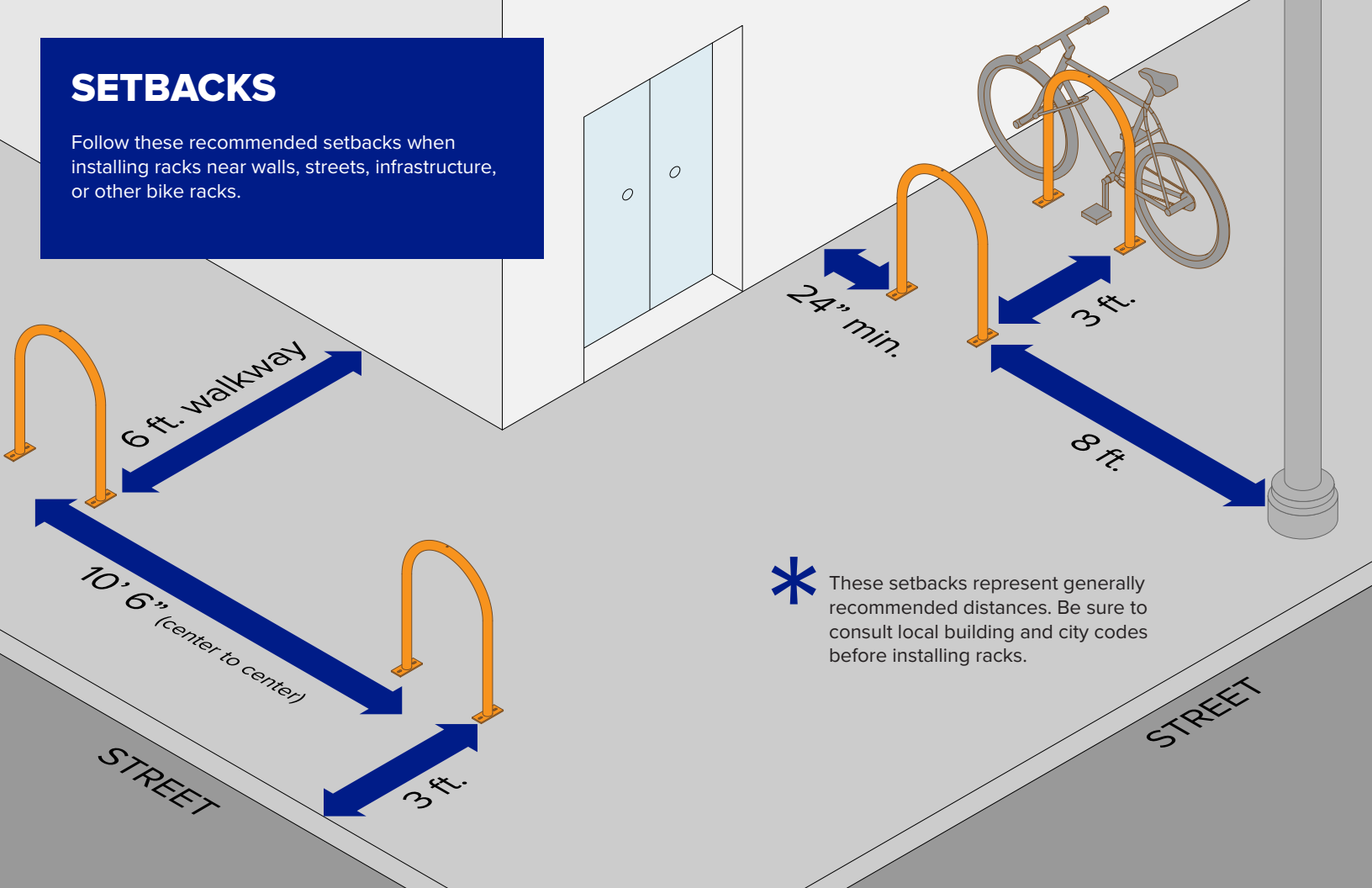
**2**  
Bikes



**10**  
Bikes

# SETBACKS

Follow these recommended setbacks when installing racks near walls, streets, infrastructure, or other bike racks.



\* These setbacks represent generally recommended distances. Be sure to consult local building and city codes before installing racks.



# CHOOSING A SITE



## IDENTIFY CURRENT PROBLEMS

Notice where bicyclists tend to park now and locations where bike parking is clearly inadequate.

When no bike racks are provided, people improvise and lock their bicycles to anything that seems secure.




## CHOOSE A PROMINENT LOCATION

If people can't find your rack, they won't use it. Placing bike racks near entrances and other areas with high pedestrian traffic will also help deter theft.

## INSTALLATION SURFACES


### CONCRETE

Concrete is the best and least expensive surface material for a variety of rack types and installation methods. Both in-ground and surface mounts work well on concrete and are easy to install.



### ASPHALT, PAVERS, AND TILE

Factors affecting the suitability of these materials include the thickness of the surface material, the makeup of the below-grade material, and climate. Freestanding racks are recommended for these surface types.

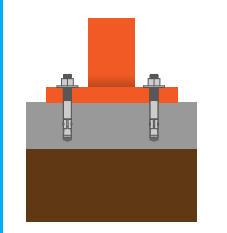


### MULCH, GRASS, AND DIRT

For organic materials such as mulch, grass, and dirt, you will need a bike rack with a freestanding option, or you may pour concrete footings to embed or anchor the rack down.




# MOUNTING OPTIONS



## **SURFACE MOUNT**

The metal flange is anchored to the ground with appropriate hardware. Tamper-proof options are available for greater security.



## **IN-GROUND MOUNT**


The rack is embedded into concrete surface.



## **RAIL MOUNT**

Racks are bolted to rails which may be anchored to surface or left free-standing.

# ADDED SECURITY



## **SQUARE TUBING**

A determined thief will eventually cut through anything, but for greater security choose a rack made with heavy-gauge square tubing that is not vulnerable to pipe cutters.



## **TAMPER-PROOF HARDWARE**

For racks bolted to the surface, consider using non-standard nuts to help deter theft.


# BIKE PARKING FACILITIES

[www.dero.com](http://www.dero.com)



## BIKE SHELTERS AND LOCKERS

Adding covered bike parking is a great way to win points with your bicyclists and earn LEED points for your facility.



(888) 337-6729

## BIKE CORRALS

Bike corrals are ideal in high density areas with small sidewalks and heavy pedestrian traffic. Portland's program has been so successful that businesses have begun requesting removal of car parking in favor of bike parking in front of their stores and offices.

## BIKE ROOMS

Bike rooms provide a great opportunity for high security, long-term bike parking when there is no place outside to put shelters or lockers. Dedicated indoor bike storage rooms are praised by bicyclists for residential and commercial use.



## BRANDED PARKING

A custom rack with your logo can increase awareness of your business and show that your company supports clean, healthy forms of transportation.



## GET CREATIVE

Who says bike racks have to be boring? The sky is the limit with fun bike rack designs – just make sure your rack also functions well and can be used with a u-lock.

# RESOURCES

## CONTACT THE BICYCLING EXPERTS

Go straight to the bicycle advocacy organizations who are on their bikes every day. Listed below are just some of the many bicycling organizations located throughout the United States.

### REGIONAL

Atlanta Bicycle Coalition  
[www.atlantabike.org](http://www.atlantabike.org)

Bike Cleveland  
[www.bikecleveland.org](http://www.bikecleveland.org)

Bike Easy  
[www.bikeeasy.org](http://www.bikeeasy.org)

Bike Houston  
[www.bikehouston.org](http://www.bikehouston.org)

Bike Indianapolis  
[www.bikeindianapolis.org](http://www.bikeindianapolis.org)

Bike Pittsburgh  
[www.bikepgh.org](http://www.bikepgh.org)

Bike Texas  
[www.biketexas.org](http://www.biketexas.org)

BikeWalkKC (Kansas City)  
[www.bikewalkkc.org](http://www.bikewalkkc.org)

Hawaii Bicycling League  
[www.hbl.org](http://www.hbl.org)

LivableStreets (Boston)  
[www.livablestreets.info](http://www.livablestreets.info)

Local Motion (Vermont)  
[www.localmotion.org](http://www.localmotion.org)

Los Angeles County Bicycle Coalition (LACBC)  
[www.la-bike.org](http://www.la-bike.org)

Our Streets MPLS  
[www.ourstreetsmpls.org](http://www.ourstreetsmpls.org)

San Francisco Bicycle Coalition (SFBC)  
[www.sfbike.org](http://www.sfbike.org)

Bicycle Coalition of Greater Philadelphia  
[www.bicyclecoalition.org](http://www.bicyclecoalition.org)

The Street Trust (Portland, OR)  
[www.thestreettrust.org](http://www.thestreettrust.org)

Transportation Alternatives (New York City)  
[www.transalt.org](http://www.transalt.org)

Walk Bike Tampa  
[www.walkbiketampa.org](http://www.walkbiketampa.org)

Washington Area Bicyclist Association  
[www.waba.org](http://www.waba.org)

Yay Bikes!  
[www.yaybikes.com](http://www.yaybikes.com)

### NATIONAL

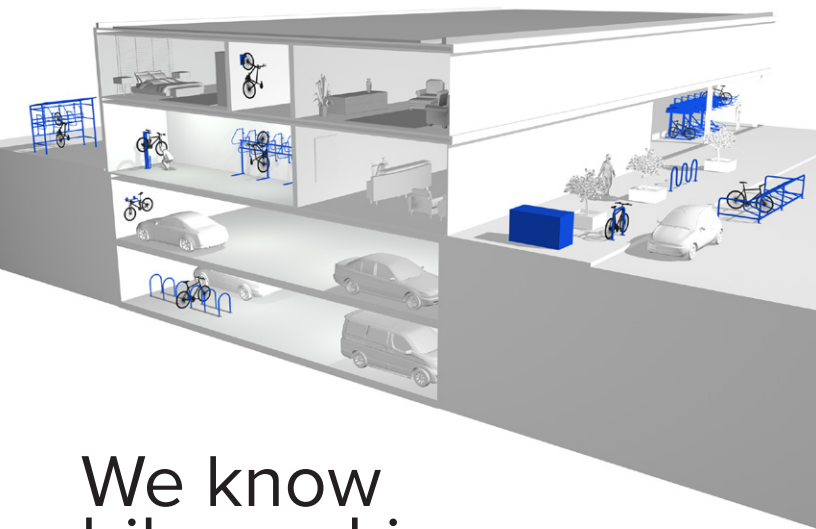
Association of Pedestrian & Bicycle Professionals (APBP)  
[www.apbp.org](http://www.apbp.org)

League of American Bicyclists  
[www.bikeleague.org](http://www.bikeleague.org)

National Association of City Transportation Officials (NACTO)  
[www.nacto.org](http://www.nacto.org)

PeopleForBikes  
[www.peopleforbikes.org](http://www.peopleforbikes.org)

Safe Routes to School National Partnership  
[www.saferoutespartnership.org](http://www.saferoutespartnership.org)



We know  
bike parking.  
**Inside and out.**<sup>®</sup>



**DERO**  
A PLAYCORE Company

[www.dero.com](http://www.dero.com) | (888) 337-6729

5522 Lakeland Avenue N., Minneapolis, MN 55429



MADE IN  
**USA**