



# BICYCLE FRIENDLY STATE

## SOUTH CAROLINA



### 2018 PROGRESS REPORT

#41  
2017 ranking

TOTAL COUNTS  
 BICYCLE FRIENDLY COMMUNITIES 5  
 BICYCLE FRIENDLY BUSINESSES 17  
 BICYCLE FRIENDLY UNIVERSITIES 3

REGION: SOUTH

### 2018 Progress Report

South Carolina is one of three states, all in the South, that have one of the five worst rates of bicyclist traffic fatalities and have one of the five worst trends in the rate of bicyclist traffic fatalities.

Fortunately, it is possible that the state has begun to take action to address this poor record of bicyclist traffic safety. After many years of spending less than 1% of federal funds on bicycling and walking, the past two years have been the best years for spending in the last decade, including spending more than the nation average in 2016.

A great next step would be to develop and adopt the state's first ever bicycle and pedestrian master plan.

Bicycle Friendly Actions ✓ = New Progress in 2018	
Complete Streets Law / Policy	Yes
Safe Passing Law (3ft+)	No
Statewide bike plan in last 10 years	No
Bicycle Safety Emphasis Area	Yes
2% or more fed funds on bike/ped (in last five fiscal years)	No

### Featured Statewide Member - Palmetto Cycling Coalition



MAKING SC BIKE FRIENDLY FOR 20 YEARS!

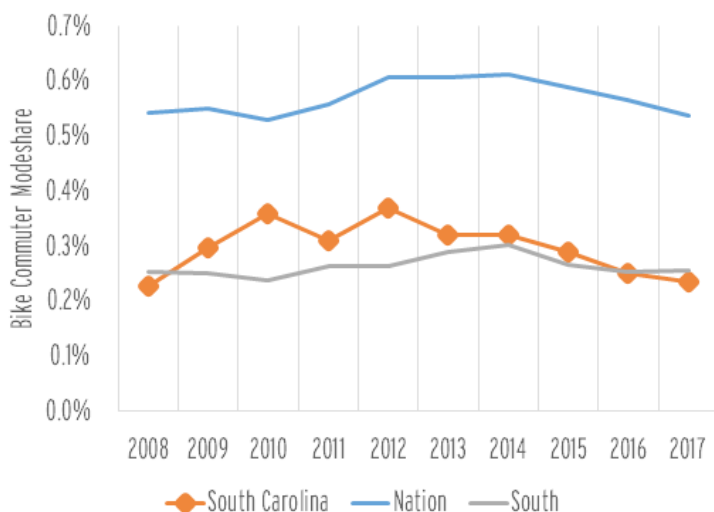
The mission of the Palmetto Cycling Coalition (PCC) is to make South Carolina bicycle and pedestrian friendly, by improving safety through better access and education, to promote healthy lifestyles and livable and economically viable communities.

In 2018, a multi-part Bicycle and Pedestrian Safety Act was proposed, but not enacted. Individual parts of that bill will be pursued in 2019. Those individual parts will strengthen protections for pedestrians crossing the road, provide stronger sentencing options for people who seriously injure or kill a person biking or walking, and legalize electrically-assisted bicycles on roads.

The PCC had a major win in 2018 by engaging with the South Carolina Department of Transportation. By showing steady increases in the percentage of traffic deaths comprised of people biking and walking, the PCC gained a commitment of 10% of federal Highway Safety Improvement Program funds to improvements for people biking and walking.

The PCC will continue to engage a broad coalition called SC Livable Communities Alliance (SCLCA) and SCDOT to get a stronger Complete Streets policy that builds upon a 2003 resolution in support of Complete Streets.

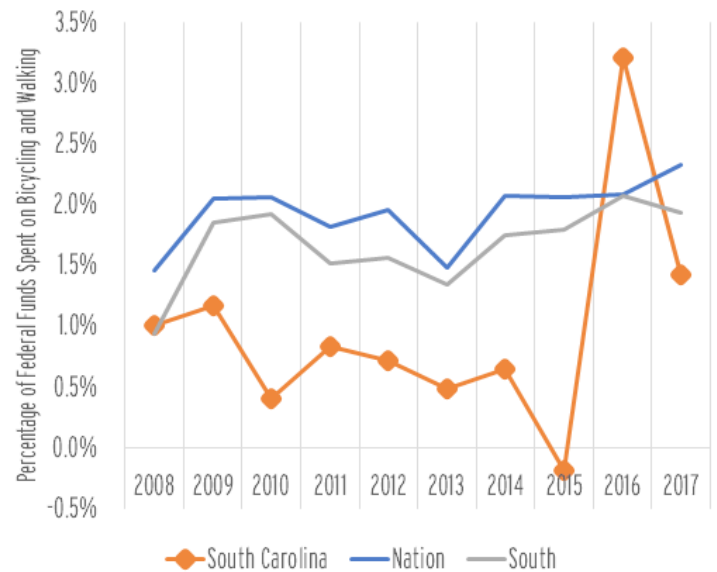
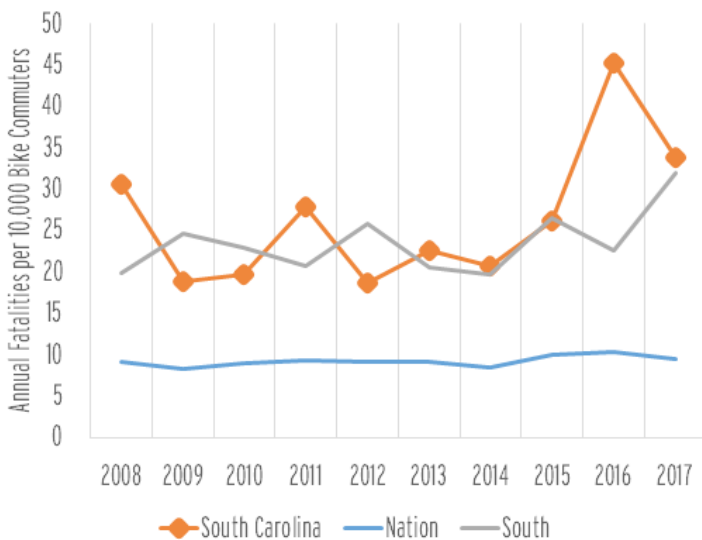
Federal Data on Biking		Ten-Year Trend	Ten-Year Rank
Ridership	0.3% of commuters biking to work	Slight decrease in bike commuting	36/50



This Progress Report provides an update on South Carolina's efforts related to bicycling. A full report card based upon a comprehensive survey is available at: <http://bikeleague.org/content/state-report-cards>

Federal Data on Biking		Ten-Year Trend	Ten-Year Rank
<b>Safety</b>	<b>26.4</b> fatalities per 10k bike commuters	<b>One of 5 most more dangerous</b>	<b>46/50</b>

Federal Data on Biking		Ten-Year Trend	Ten-Year Rank
<b>Spending</b>	<b>1%</b> of FHWA spending on biking and walking	<b>Slight increase in funding</b>	<b>44/50</b>



## Featured Agency - South Carolina Department of Transportation (Agency did not respond)

The South Carolina Department of Transportation (SCDOT), according to our records, has never adopted a statewide bicycle master plan laying out the agency's policies and goals related to bicycling.

According to data reported to the Federal Highway Administration for the Transportation Alternatives Set-Aside program, South Carolina provided funding to approximately 51% of the applications for funding to that program in fiscal year 2017.

The SCDOT website features two major long-distance bicycling paths under development in the state - the Palmetto Trail and the East Coast Greenway.



JOIN US. #IBIKEIVOTE

Every member organization of the League of American Bicyclists gets free access to a powerful advocacy software package. In 2017, the League facilitated over a dozen actions that engaged thousands of people. In New Jersey, these efforts led to a law that requires that drivers are educated about bicyclist and pedestrian safety as part of their driver's license training.

Learn about current actions and how your organization can use our tools at <https://bikeleague.org/TakeAction>