



# BICYCLE FRIENDLY STATE

## OREGON



### 2018 PROGRESS REPORT

#5

2017 ranking

TOTAL COUNTS

BICYCLE FRIENDLY COMMUNITIES 12  
 BICYCLE FRIENDLY BUSINESSES 30  
 BICYCLE FRIENDLY UNIVERSITIES 5

REGION: WEST

### 2018 Progress Report

Oregon is the wire-to-wire winner for federal data about conditions for bicyclists.

Over the last decade, Oregon is the only state to have a rate of bicycling to work over 2% and it has had a rate of bicycling to work over 2% every year.

While there are 14 states that have had one year or more with zero bicyclist traffic fatalities, Oregon had consistently had a low bicyclist traffic fatality rate with its worst year being the best worst year of any state.

With all that said, Oregon may want to worry about regression or complacency as recent years show a decrease in the rate of bicycling to work and a decrease in the use of federal funds for bicycling and walking.

Bicycle Friendly Actions ✓ = New Progress in 2018	
Complete Streets Law / Policy	Yes
Safe Passing Law (3ft+)	Yes
Statewide bike plan in last 10 years	Yes
Bicycle Safety Emphasis Area	Yes
2% or more fed funds on bike/ped (in last five fiscal years)	Yes

### Featured Statewide Member - The Street Trust

The Street Trust® is a non-profit membership organization working to promote and improve public transit, walking and bicycling conditions in Oregon. Since 1990, The Street Trust has worked in partnership with citizens, businesses, community groups, government agencies, and elected officials to create communities where people can meet their daily transportation needs through active transportation.

#### Our Mission

We advocate for healthy and thriving communities where it is safe and easy for people to bike, walk and ride public transit.

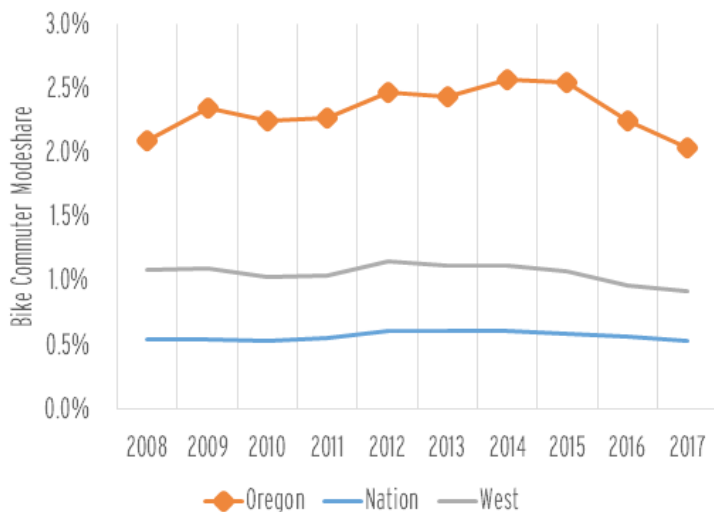
#### Our Vision

We envision a region where all those who call our community home embrace walking, biking and riding transit.

#### Our Racial Equity Policy Statement

We envision a community where everyone from all racial backgrounds has access to safe, healthy, and affordable transportation options in the neighborhoods where they live, work, learn, pray, and play. We want all residents to equally share in the prosperity created by investments in active transportation regardless of race, income, and socioeconomic status.

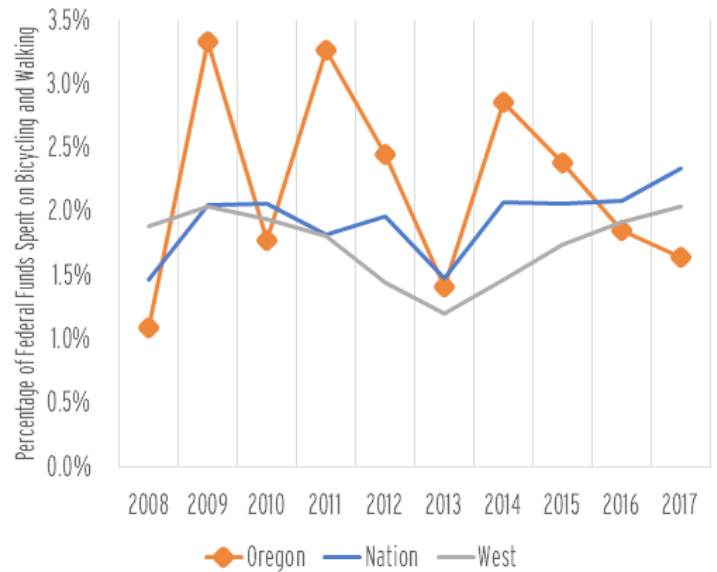
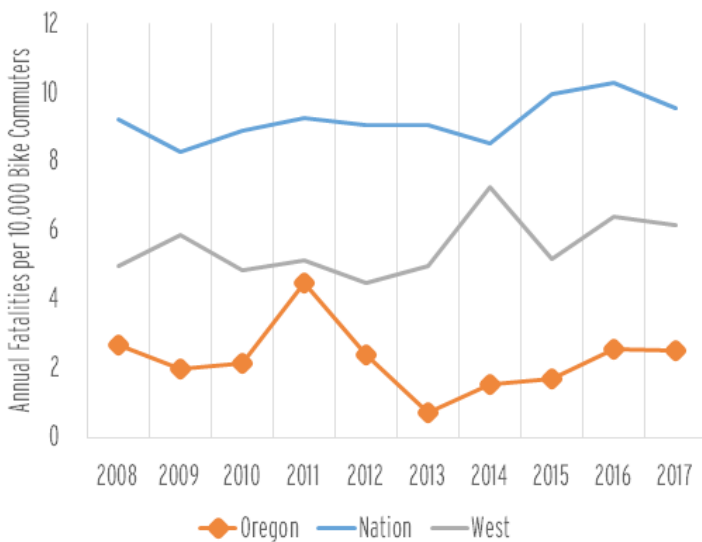
Federal Data on Biking		Ten-Year Trend	Ten-Year Rank
Ridership	2.3% of commuters biking to work	One of 10 largest increases in bike commuting	1/50



This Progress Report provides an update on Oregon's efforts related to bicycling. A full report card based upon a comprehensive survey is available at: <http://bikeleague.org/content/state-report-cards>

Federal Data on Biking		Ten-Year Trend	Ten-Year Rank
<b>Safety</b>	<b>2.3</b> fatalities per 10k bike commuters	<b>More safe, but not strongly</b>	<b>1/50</b>

Federal Data on Biking		Ten-Year Trend	Ten-Year Rank
<b>Spending</b>	<b>2.2%</b> of FHWA spending on biking and walking	<b>Slight decrease in funding</b>	<b>16/50</b>



## Featured Agency - Oregon Department of Transportation

“ODOT is increasing staffing committed to ped/bike issues. ODOT now has at least one Active Transportation Liaison and one Transit Coordinator in each region, a statewide Ped/Bike Program Manager, Active Transportation Policy Lead, Active Transportation Research Coordinator, multiple Multimodal Engineering positions, a Safe Routes to School Infrastructure Program Manager, and Ped/Bike Safety Program Manager.

ODOT will be beginning an effort to develop a ped/bike data and performance management plan to implement the recommendations of the Oregon Bicycle and Pedestrian Plan.

Oregon continues to support and grow the Scenic Bikeway and Oregon Bicycle Friendly Business programs. Oregon Parks and Recreation continues to grow and improve hiker/biker camp facilities across the state. ODOT has begun development of a plan to improve the Oregon Coast Bike Route, one of the most popular cycling destinations in the US.

Oregon continues to investment in completion of the Historic Columbia River Highway State Trail, creating world class cycling route connecting over 70 miles of communities along the Columbia River Gorge.”



JOIN US. #IBIKEIVOTE

Every member organization of the League of American Bicyclists gets free access to a powerful advocacy software package. In 2017, the League facilitated over a dozen actions that engaged thousands of people. In New Jersey, these efforts led to a law that requires that drivers are educated about bicyclist and pedestrian safety as part of their driver's license training.

Learn about current actions and how your organization can use our tools at <https://bikeleague.org/TakeAction>