



BICYCLE FRIENDLY STATE

NEW MEXICO



2018 PROGRESS REPORT

#44
2017 ranking

TOTAL COUNTS
 BICYCLE FRIENDLY COMMUNITIES 4
 BICYCLE FRIENDLY BUSINESSES 3
 BICYCLE FRIENDLY UNIVERSITIES 2

REGION: WEST

2018 Progress Report

New Mexico's federal data shows a pattern of oscillation, with considerable variability between individual years.

This inconsistency is most visible in the rate of bicyclist traffic deaths and the state's use of federal funds for bicycling and walking.

For each of these federal data indicators, the ten-year trend has a stronger direction than many other states, but is punctuated by years where the state performs well above or below average.

Hopefully the development of the Statewide Prioritized Bicycle Network Plan will lead to more predictable, and improving, federal data.

Bicycle Friendly Actions ✓ = New Progress in 2018

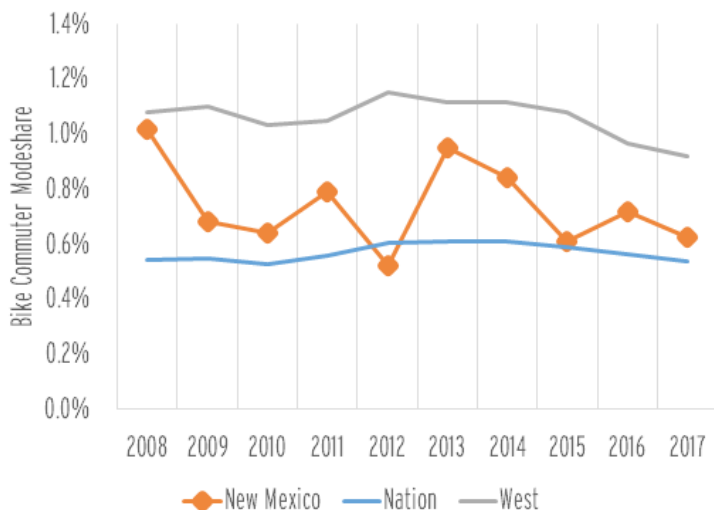
| | |
|--|-----|
| Complete Streets Law / Policy | Yes |
| Safe Passing Law (3ft+) | No |
| Statewide bike plan in last 10 years | Yes |
| Bicycle Safety Emphasis Area | Yes |
| 2% or more fed funds on bike/ped (in last five fiscal years) | No |

Featured Statewide Member - Bicycle Coalition of New Mexico



It is the mission of the Bicycle Coalition of New Mexico to increase the number of bicyclists in New Mexico by promoting cycling, providing education, and advocating for the rights of cyclists in our communities.

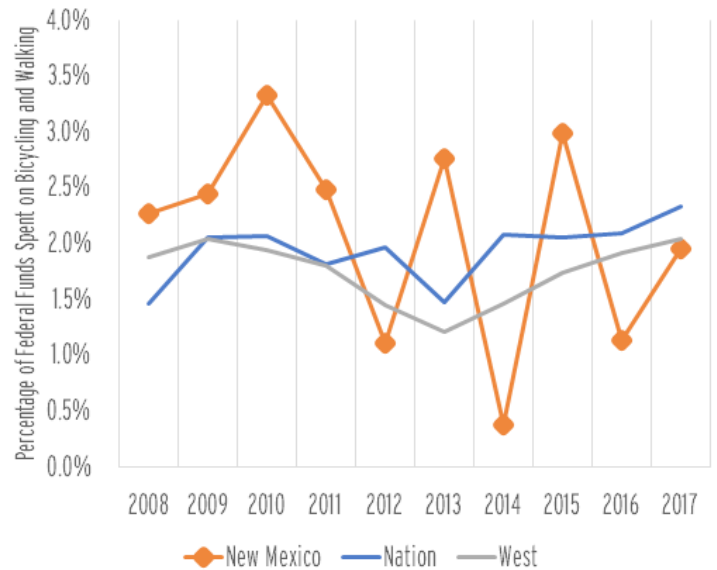
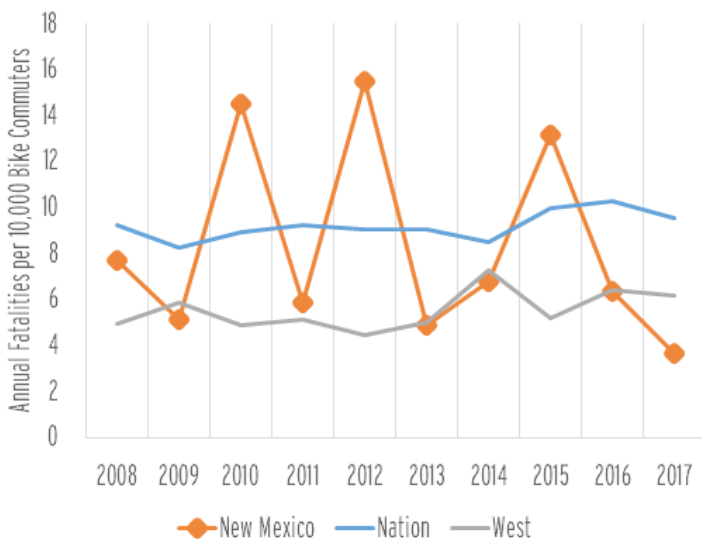
| Federal Data on Biking | | Ten-Year Trend | Ten-Year Rank |
|------------------------|----------------------------------|---|---------------|
| Ridership | 0.7% of commuters biking to work | One of 10 largest decreases in bike commuting | 16/50 |



This Progress Report provides an update on New Mexico's efforts related to bicycling. A full report card based upon a comprehensive survey is available at: <http://bikeleague.org/content/state-report-cards>

| Federal Data on Biking | | Ten-Year Trend | Ten-Year Rank |
|------------------------|--|---------------------------------|---------------|
| Safety | 8.3 fatalities per 10k bike commuters | One of 10 most more safe | 24/50 |

| Federal Data on Biking | | Ten-Year Trend | Ten-Year Rank |
|------------------------|--|---|---------------|
| Spending | 2.1% of FHWA spending on biking and walking | One of 10 largest decreases in funding | 17/50 |



Featured Agency - New Mexico Department of Transportation

"In the summer of 2017 NMDOT began developing the Statewide Prioritized Bicycle Network Plan (NM Bike Plan). The Plan is expected to be released in fall of 2018.

During the plan development process NMDOT held public meetings across the state, presented at MPO/RTPO meetings, and developed an interactive online map and survey to reach stakeholders statewide. NMDOT received 593 survey responses and 2,330 interactions with the online map.

The plan works within NMDOT's roadway rehabilitation and reconstruction processes to ensure bicycle facilities are included on the roadways identified within the plan."

"The NM Bike Plan includes design guidelines for bicycle infrastructure and are based on current best practices. Part of the NM Bike Plan implementation is outreach and training to NMDOT engineers and staff."



JOIN US. #IBIKEIVOTE

Every member organization of the League of American Bicyclists gets free access to a powerful advocacy software package. In 2017, the League facilitated over a dozen actions that engaged thousands of people. In New Jersey, these efforts led to a law that requires that drivers are educated about bicyclist and pedestrian safety as part of their driver's license training.

Learn about current actions and how your organization can use our tools at <https://bikeleague.org/TakeAction>