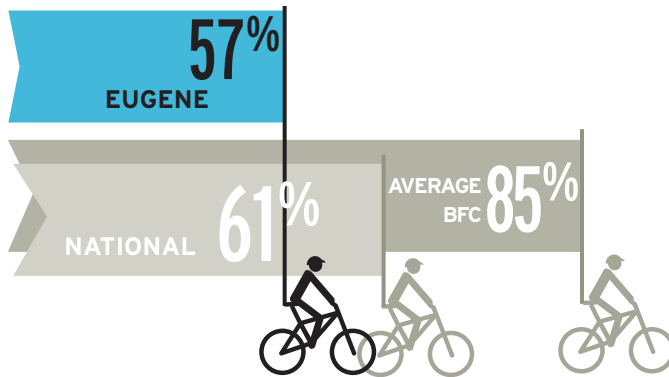


EUGENE IS A

# BICYCLE FRIENDLY COMMUNITY

2000-2012  
RIDERSHIP  
GROWTH



COMMUNITY:

**EUGENE  
OREGON**

TOTAL POINTS:

**57** of 100



**RIDERSHIP**

8.7%  
*Commuting by bicycle*



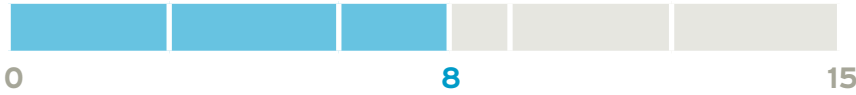
**CRASH RATE**

53  
*Per 10k daily cyclists*



**FATALITY RATE**

0.88  
*Per 10k daily cyclists*



**PUBLIC RATING**

*Local cyclists take on Eugene*



*Bicycle Friendly Community Category Ratings*

**ENGINEERING**

*Bicycling network and connectivity*



**EDUCATION**

*Motorist awareness and bicycling skills*



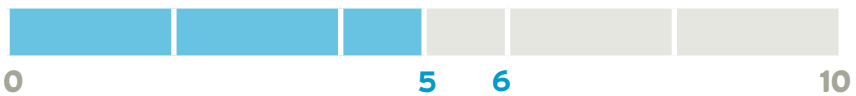
**ENCOURAGEMENT**

*Mainstreaming bicycle culture*



**ENFORCEMENT**

*Promoting safety and protecting bicyclists' rights*



**EVALUATION**

*Setting targets and having a plan*



## KEY STEPS TO PLATINUM

Keep adding to bikeway network, especially on major corridors

Expand bicycling educational efforts in elementary and secondary schools

Widen and improve existing bike lanes.

Add more protected bike lanes to the network

## GET INVOLVED:

ANSWER 5 SHORT QUESTIONS TO IMPROVE BIKING AND GET CONNECTED TO LOCAL ADVOCACY!

» [WWW.BIKELEAGUE.ORG/COMMUNITY-SURVEY](http://WWW.BIKELEAGUE.ORG/COMMUNITY-SURVEY)

